




## TYPES OF COMMONLY USED GLUES – BASIC GUIDE



	FABRIC	METAL	GLASS	WOOD	PLASTIC		TIME TO DRY
GLUE GUN							5 minutes.
PVA/CRAFT GLUE							1 hour.
MODGE PODGE							1 hour.
WOOD GLUE							1 hour.
SUPER GLUE							Instant.
E6000/ MULTI-PURPOSE							20 to 30 minutes.
FABRIC GLUE							1 hour.
SPRAY ADHESIVE							5 to 15 minutes.

### NOTES & TIPS:

1. Please note this is a basic guideline to help you with the purchase of your glues.
2. Each type/brand of glue comes with varying strengths.
3. Most glue's are best left to stand for 24 hours.
4. Always read the instructions and do an test on your medium first.
5. WARNING: MOST GLUES ARE TOXIC, again read warning labels.

PROPERTY OF ROSA MAY CRAFTS.